

Intergenerational transmission of parental education in Malawi by Hahn, Kwak, Son

한국개발정책학회

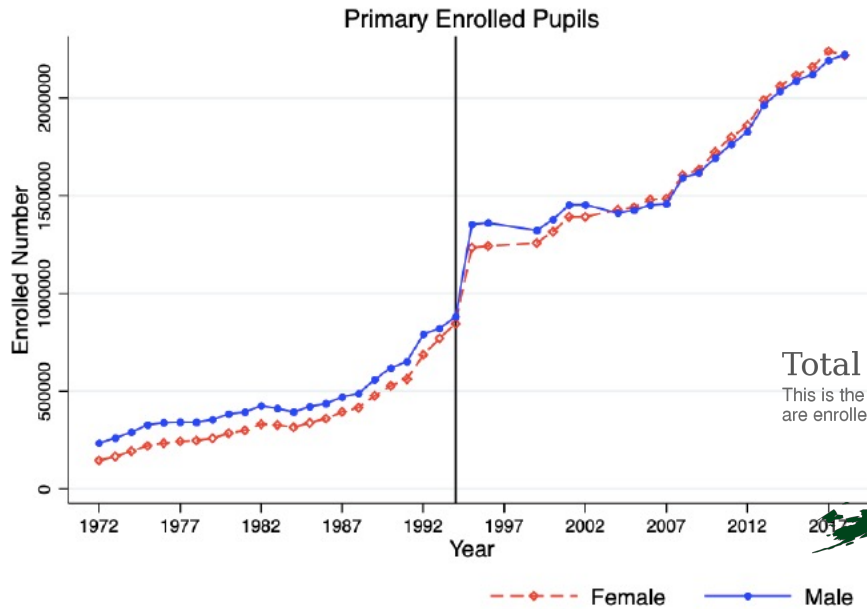
2021.11.24

연세대학교 윤세미

Free Primary Education

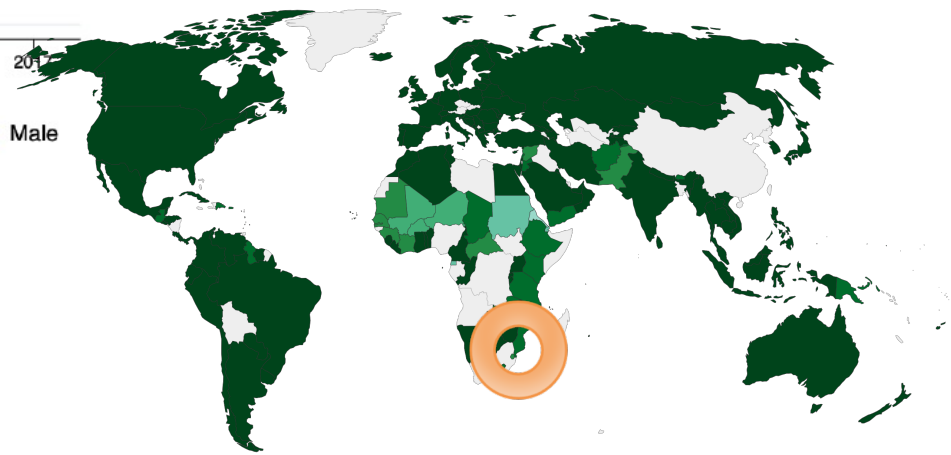


Figure 1



Total net enrollment rate in primary education, 2015

This is the ratio of the total number of students (of both sexes) of the official age group for primary education who are enrolled in any level of education and the total population of the same age group.



Fuzzy RE ~ 1994 FPE Policy
 Census 1987, 1998, 2008
 Cutoff birthyear = 1979

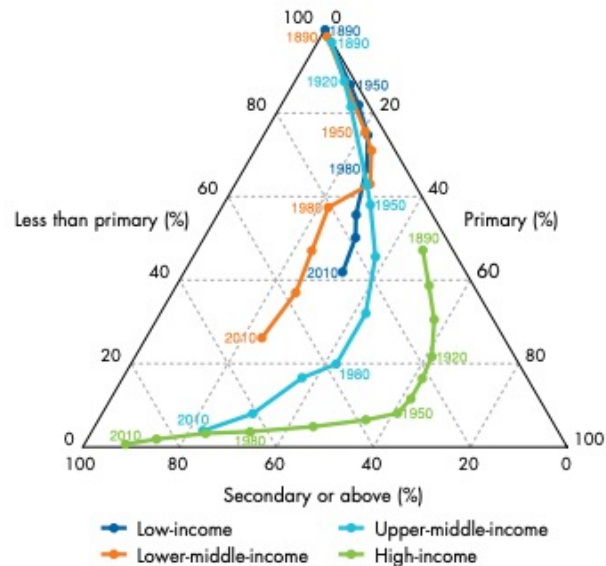
교육 정책 효과성 분석

1) 교육 효과

- Graduation rate + literacy rate
- **Intergenerational effect**
 - Head Start in the US (Barr and Gibbs, 2018; Kose, 2019), Medicaid in the US (East et al., 2017), compulsory education in Germany, Sweden and Taiwan (Chou et al., 2010; Huebener, 2017; Lundborg et al., 2014), and preschool in Denmark (Rossin-Slater and Wu`st, 2018).
- Mother's effect + on girls and boys
- Father's effect + on girls
- * 자녀 성별 구성 (girls / boys / g & b)
- 농촌 거주 학생들 + effect
- * Among districts below average income level
- Child labor

Figure 2.4 Lower-income countries are rapidly expanding secondary education at a time when much of their population has not yet completed primary school

Evolution in the stock of educational attainment (ages 15–64), by present-day income group (1890–2010)

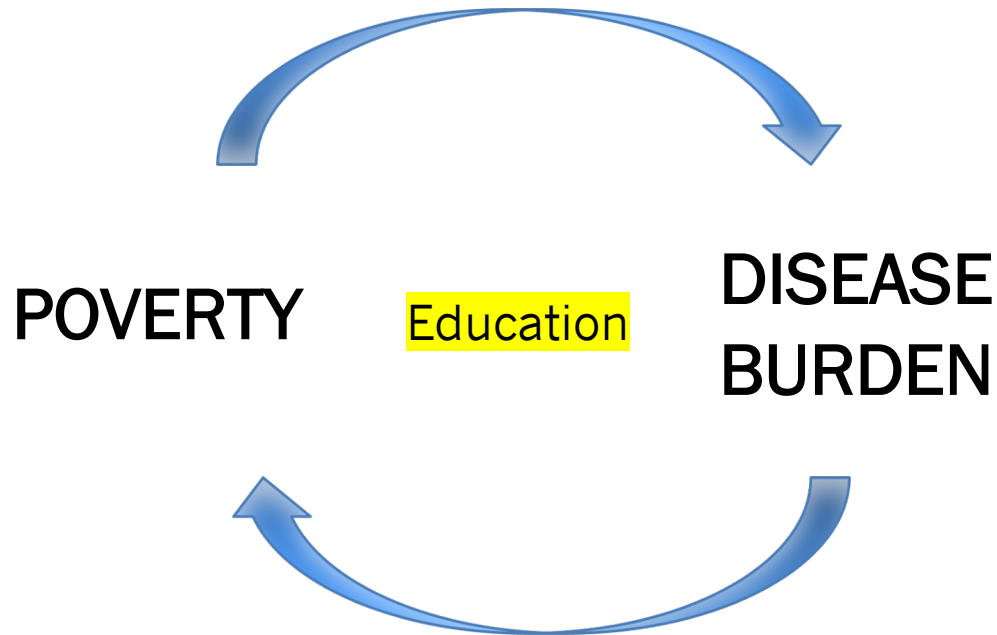


Source: WDR 2018 team, using data from Lee and Lee (2016). Data at http://bit.do/WDR2018-Fig_2-4.

Education, Health and Development



The Disease – Poverty Trap

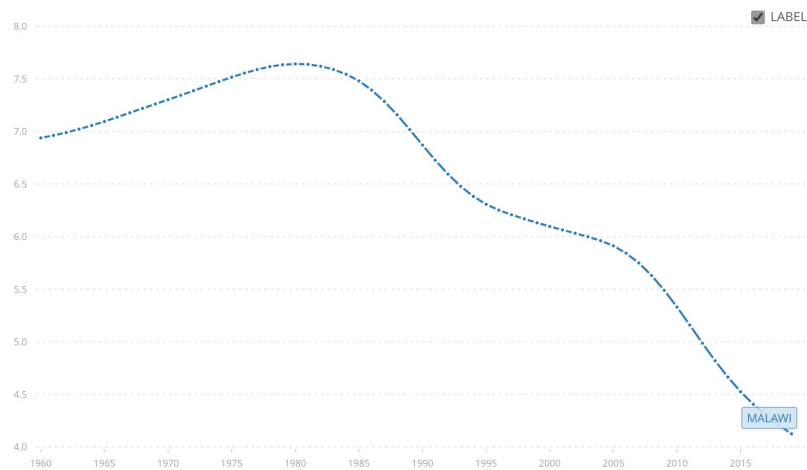


교육 정책 효과성 분석



■ 2) mechanism – 보건 효과

- Birth: total fertility rate
1978 (7.618) / 1994
(6.384) / 2008 (5.632)
- Child mortality
* under 5 or under 18?
* Infant mortality?



TFR in Malawi (WB, 2020)

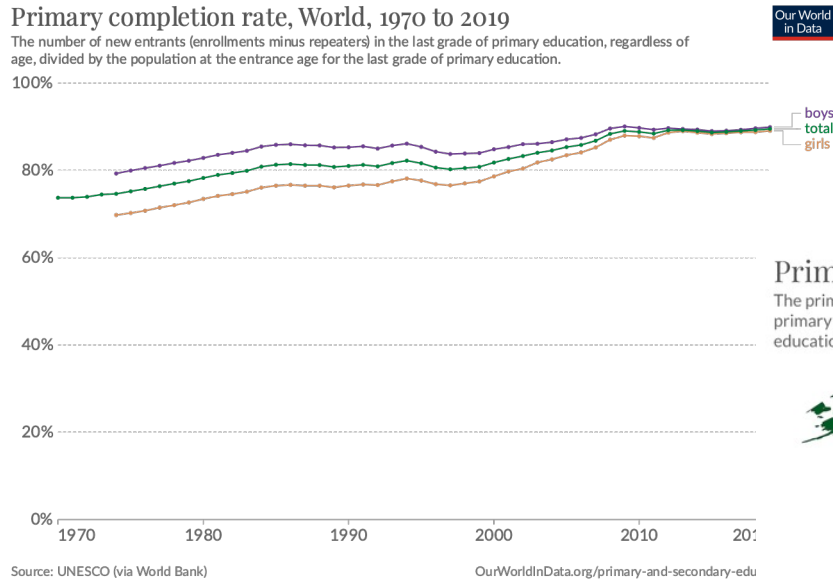
교육 정책 효과성 분석



■ 3) mechanism – 사회/경제적 효과

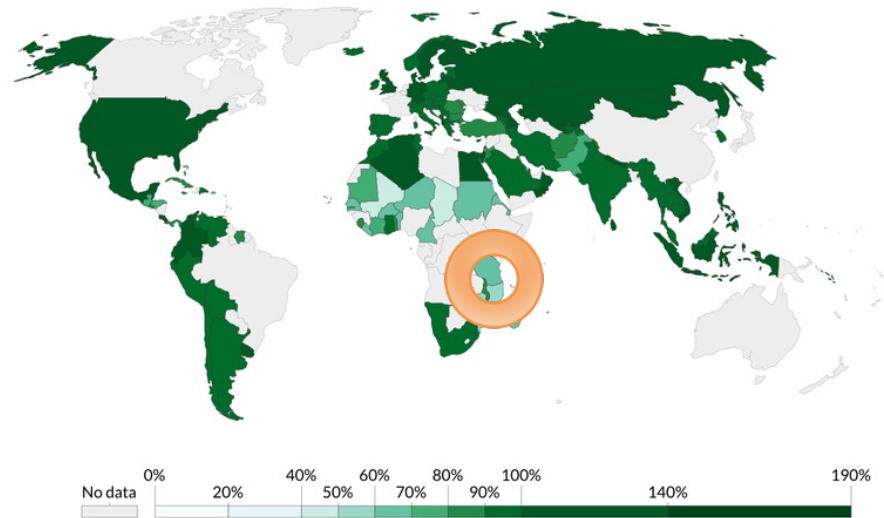
- Marital outcome: 조혼, 결혼 연령, 출산 연령
 - 말라위 거주 18세 미만 여아 중의 42%가 결혼을 하며, 15세 미만 여아 중 9%가 결혼을 함 (UNICEF, 2020)
- Spousal quality
 - 교육 이수 정도에 따라서 배우자의 교육 수준
- Labor market & hh wealth
 - Asset ownership, wage employment

추가 분석 방향: FPE & Intergenerational mobility?



Primary school completion rate, 2020
The primary completion rate is the number of new entrants (enrollments minus repeaters) in the last grade of primary education, regardless of age, divided by the population at the entrance age for the last grade of primary education.

Our World in Data



Source: UNESCO (via World Bank)

In Malawi, large classes are a common sight. “The average ratio is **one teacher to 73 learners**,” says Rabson Madi, an educational planner from the Ministry of Education in Malawi, “while a big class can have as many as 120 learners for one teacher.” (UNESCO, 2020)

추가 분석 방향: internal & external validity

- How important are these spillovers?
 - 효과적 정책 방향 제언

- 일반적인 C/B 분석:
 - 해당 세대에 대한 효과 측정

Cost of FPE vs

benefit (earnings and health gains)

- long-term gains from 1st generation
 - intergenerational benefits
- CCT 연구와의 effect size 비교

- Barham et al. 2013: primary school students in Nicaragua,
Friedman et al. 2016: Kenyan 6th graders
Baird et al. 2014: Malawi for 13-22 yo girls

